




Save Money.

Sign up for Time-Of-Use at
NVEnergy.com



NV Energy's Time-of-Use Rate Program

NV Energy wants to make it simple for you to save money on your electric bill.

The NV Energy Time-of-Use (TOU) rate provides you with a choice. Customers who are willing to use less electricity during peak periods when the total demand of energy is highest (the peak), will save money by shifting usage to times with lower rates.

There is no risk in trying the TOU program for the first year due to the Guaranteed Lowest Rate (GLR). Save up to 15 percent annually by changing some of your energy habits. It's that simple. With TOU rates, lower your peak usage, lower your bill.

Signing up is easy.

Visit our website for more details.

In southern Nevada, visit

NVEnergy.com/tousouth

or in northern Nevada, visit

NVEnergy.com/tou

Go Paperless with Online Pay

Sign up for Paperless Billing with
MyAccount at NVEnergy.com



Natural Gas Safety

NV Energy customers in northern Nevada should know that while NV Energy is responsible for maintaining natural gas equipment to the point of and including our meters, you should be aware that the natural gas piping between the meter and gas equipment in the home is the responsibility of the property owner.

Periodically, have the piping inspected since underground natural gas piping is often metallic and may corrode or leak if not properly installed or maintained. Don't forget to inspect the underground natural gas piping to a shop, pool heater or other living quarters. If you notice that your shrubs and grass near your underground natural gas piping turn brown and die and/or the soil turns dark brown or black — you may have an underground natural gas leak. Please be advised that you may not be able to smell an outdoor natural gas leak because the odorant added to natural gas will be filtered out as it passes through the soil.

There are local plumbing or heating contractors available to help in

Continued on reverse page

Continued from front page

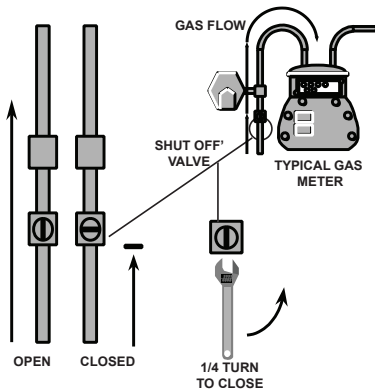
determining where these lines are located and to perform inspections or repairs. Any unsafe condition discovered in buried customer piping should be repaired or corrected immediately.

HOW TO SHUT OFF GAS SUPPLY

Do so **ONLY** if you notice structural damage to your house or if you smell or hear leaking gas.

1. The main shut-off valve is located next to your meter on the inlet pipe.
2. Use a crescent or pipe wrench and give the valve a quarter turn in either direction. The pipe valve will now run crosswise on the pipe. The line is closed.


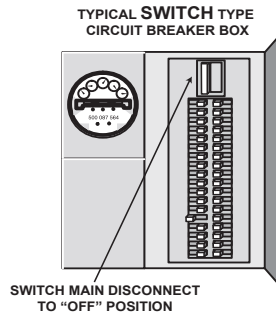
DO NOT turn on the gas again, let the gas company do this.



Stay safe, if you are considering installing buried piping between NV Energy's meter and other natural gas equipment; be sure to hire a licensed contractor to ensure all work will be completed in accordance with all state and local codes governing gas piping systems.

HOW TO SHUT OFF ELECTRICITY

1. Normally, most electric main disconnects (breaker/fuses) are located with the meter on an exterior wall.
2. Look closely at your circuit breaker box or fuse-type box.
3. Be certain that you can turn off the electricity in an emergency.



Energy Efficiency Tips

- Open your shades or drapes to allow sunlight to enter your home or a building.
- Cover windows tightly at night.
- Install heat-reflective or heat-absorbent glazing material in windows or doors. Apply reflective or absorptive films or coatings to existing windows or doors.
- Use laundry machines, dishwashers, chargers, and other appliances during off-peak hours.

**Northern Nevada
customers, lower
your heating costs
by replacing your
gas furnace.**

Visit
NVEnergy.com/heating/,
email
hvacprogram@NVEnergy.com
or call
(866) 588-6363.

*Certain restrictions apply.
For northern Nevada
customers only.*

More Questions?

For more information visit:
NVEnergy.com

For Customer Service:

Northern Nevada
Call (775) 834-4444
or toll free (800) 962-0399
Para Español llame al
(775) 834-4700

Southern Nevada
Call (702) 402-5555
Para Español llame al
(702) 402-5554

